

Our Voice Greek Survivors

Experiences of Victims and Survivors of
Child Sexual Abuse and Exploitation

Data Annex



Data Annex

This annex contains the full data tables from the Our Voice Greek Survivors report, presenting the detailed survey results. The Annex should be read together with the report which provides the necessary context, analysis and a deeper engagement with the findings.

Full report: <https://www.suojellaanlapsia.fi/en/post/our-voice-greek-survivors>

Suggested citation: Protect Children. (2025). "Our Voice Greek Survivors: Experiences of Victims and Survivors of Child Sexual Abuse and Exploitation." <https://www.suojellaanlapsia.fi/en/post/our-voice-greek-survivors>

Contents

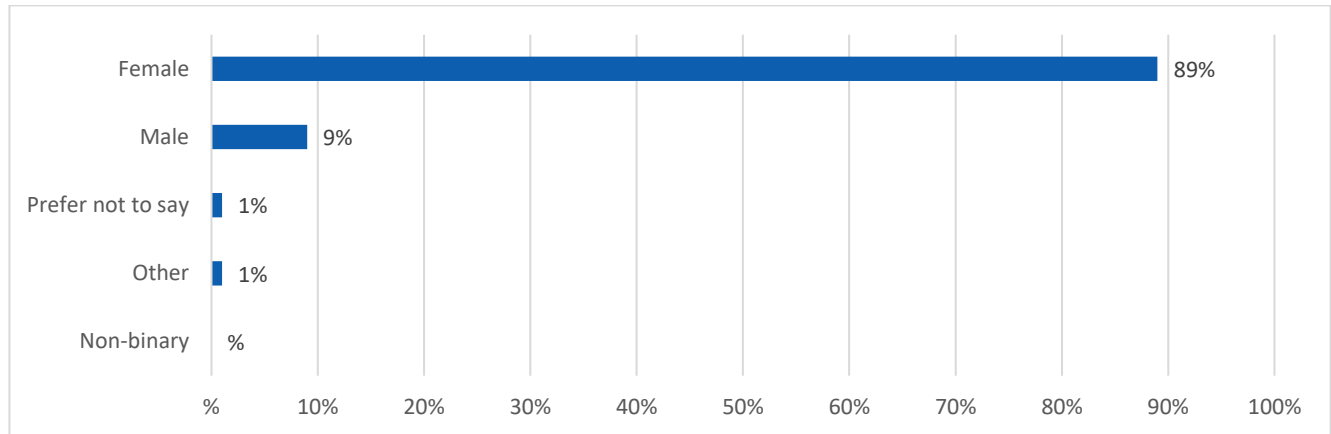
1. Experiences of Childhood Sexual Violence	2
Respondents' Demographics	2
Age at First Abuse	3
Nature of Abuse.....	3
Perpetrators	6
2. Disclosure	9
Disclosure Time.....	9
Recipients of Disclosure	10
Barriers to Disclosure	11
After Disclosure.....	11
3. Long-Term Consequences.....	13
Consequences	13
Types of Impact	13
4. Support and Coping	15
Access to Support	15
Coping Strategies	15

1. Experiences of Childhood Sexual Violence

Respondents' Demographics

Gender

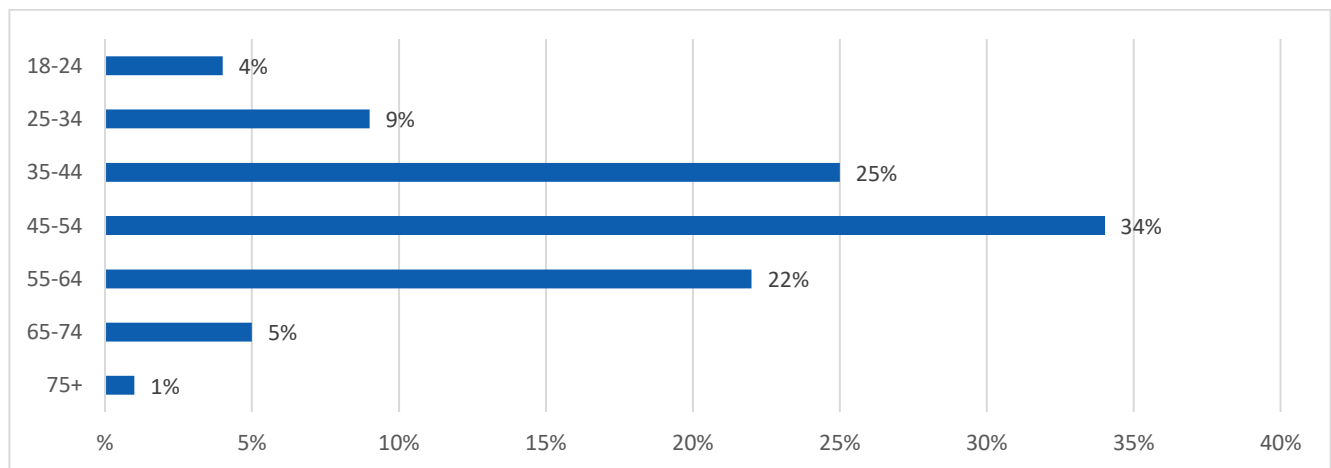
Number of respondents: 1,090



	n	Percent
Male	95	8.7%
Female	976	89.5%
Other	6	.6%
Non-binary	5	.5%
Prefer not to say	8	.7%

Age

Number of respondents: 1,103

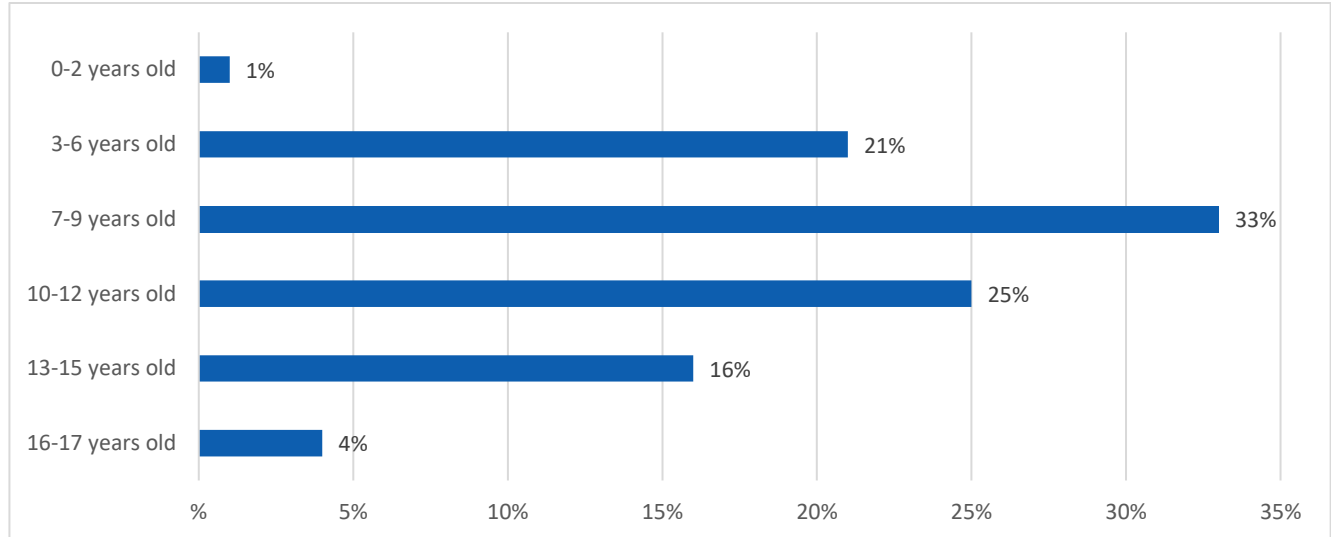


	n	Percent
18-24	39	3.5%
25-34	104	9.4%
35-44	281	25.5%
45-54	378	34.3%
55-64	243	22.0%
65-74	52	4.7%
75+	6	0.6%

Age at First Abuse

To the best of your knowledge, how old were you when you were first subjected to sexual violence?
You may further elaborate if you wish.

Number of respondents: 1,070

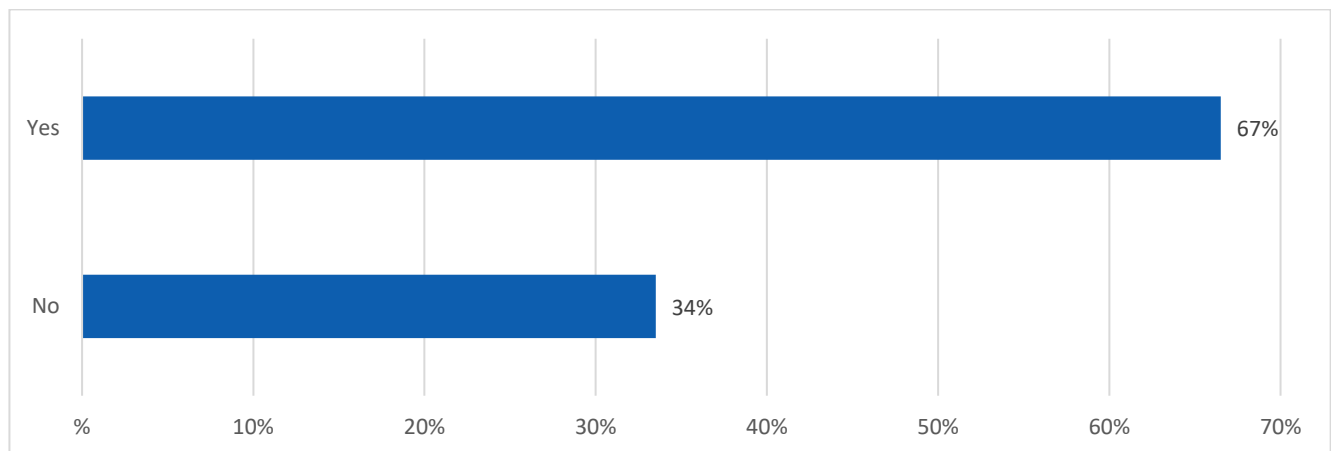


	n	Percent
0-2 years old	8	.8%
3-6 years old	222	20.7%
7-9 years old	352	32.9%
10-12 years old	273	25.5%
13-15 years old	176	16.5%
16-17 years old	39	3.6%

Nature of Abuse

Were you subjected to sexual violence as a child on more than one occasion?

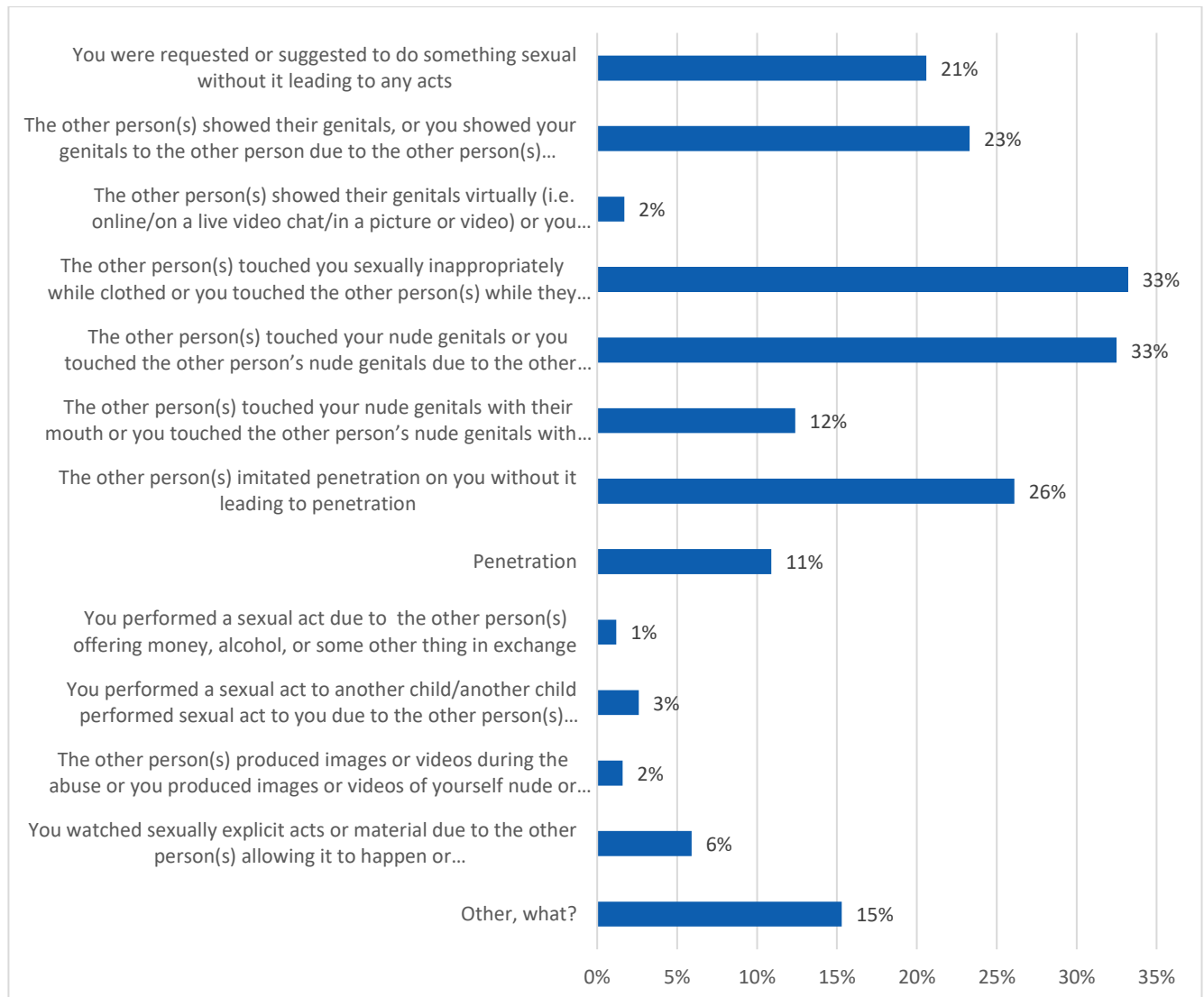
Number of respondents: 1,096



	n	Percent
Yes	729	66.5%
No	367	33.5%

What happened? (You may choose all that apply)

Number of respondents: 1088, selected answers: 2037



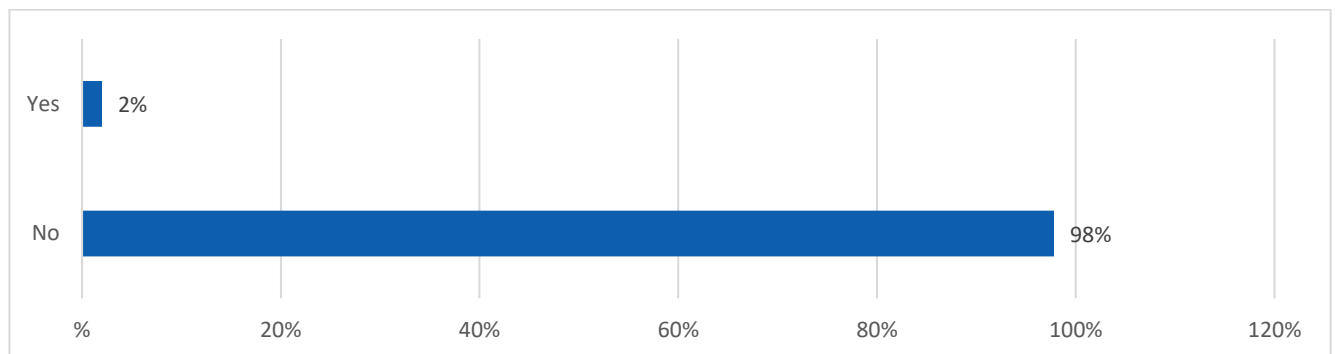
	n	Percent
You were requested or suggested to do something sexual without it leading to any acts	224	20.6%
The other person(s) showed their genitals, or you showed your genitals to the other person due to the other person(s) allowing it to happen or asking/manipulating/forcing you	253	23.3%
The other person(s) showed their genitals virtually (i.e. online/on a live video chat/in a picture or video) or you showed your genitals to the other person(s) virtually due to the other person(s) allowing it to happen or asking/manipulating/forcing you	18	1.7%
The other person(s) touched you sexually inappropriately while clothed or you touched the other person(s) while they were clothed due to the other person(s) allowing it to happen or asking/manipulating/forcing you	361	33.2%
The other person(s) touched your nude genitals or you touched the other person's nude genitals due to the other person(s) allowing it to happen or asking/manipulating/forcing you	354	32.5%
The other person(s) touched your nude genitals with their mouth or you touched the other person's nude genitals with your mouth due to the	135	12.4%

other person(s) allowing it to happen or asking/manipulating/forcing you		
The other person(s) imitated penetration on you without it leading to penetration	284	26.1%
Penetration	119	10.9%
You performed a sexual act due to the other person(s) offering money, alcohol, or some other thing in exchange	13	1.2%
You performed a sexual act to another child/another child performed sexual act to you due to the other person(s) allowing it to happen or asking/manipulating/forcing you	28	2.6%
The other person(s) produced images or videos during the abuse or you produced images or videos of yourself nude or in a sexually explicit manner due to the other person(s) allowing it to happen or asking/manipulating/forcing you	17	1.6%
You watched sexually explicit acts or material due to the other person(s) allowing it to happen or asking/manipulating/forcing you	64	5.9%
Other, what?	167	15.3%

Did the sexual violence you were subjected to as a child happen online (completely or partially) or was it in some way facilitated by technology?

Technology facilitated sexual abuse, refers to all acts of sexual violence against a child which has to any extent been made possible through technological means. This can entail acts where some parts of the sexual violence have been facilitated by technology, or the sexual violence may have taken place completely through technological means, with no physical contact between the offender and the child. Some examples of technology facilitated sexual abuse include grooming and sexual advancements by adults toward a child through technological means (e.g., text messages, online messaging, social media, gaming platforms), an adult sending nude or sexually explicit content of themselves to a child, requesting/showing/producing/sharing images/videos of the sexual violence (nude or sexually explicit content depicting the child). The acts can also take place in real time through live-streaming.

Number of respondents: 1,097

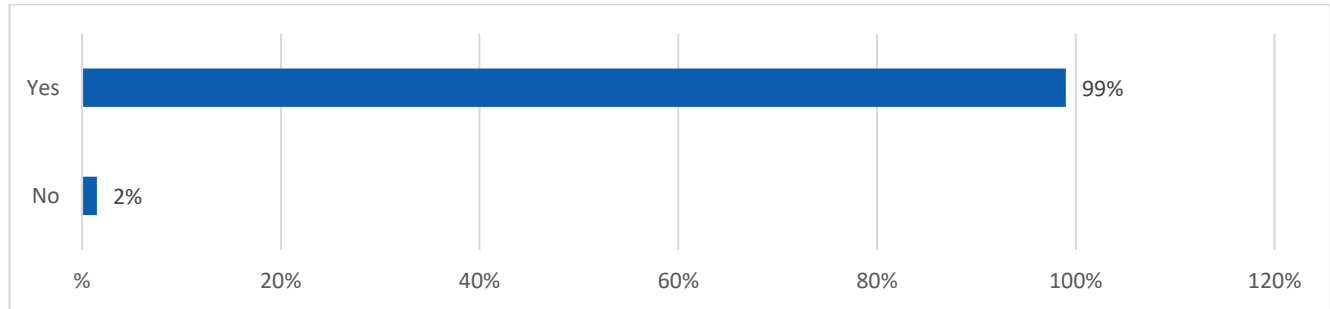


	n	Percent
Yes	24	2.2%
No	1073	97.8%

Did the sexual violence you were subjected to as a child relate to trafficking/commercial sexual exploitation*?

Trafficking/commercial sexual exploitation refers to acts of sexual violence against a child which aims to create monetary/financial gain. These acts can also be conducted virtually. Examples of trafficking/commercial sexual exploitation may include offering a child money in exchange for sexual acts, the production and distribution of images/videos depicting a child nude or in a sexually explicit manner, also in real time through live-stream.

Number of respondents: 1,084

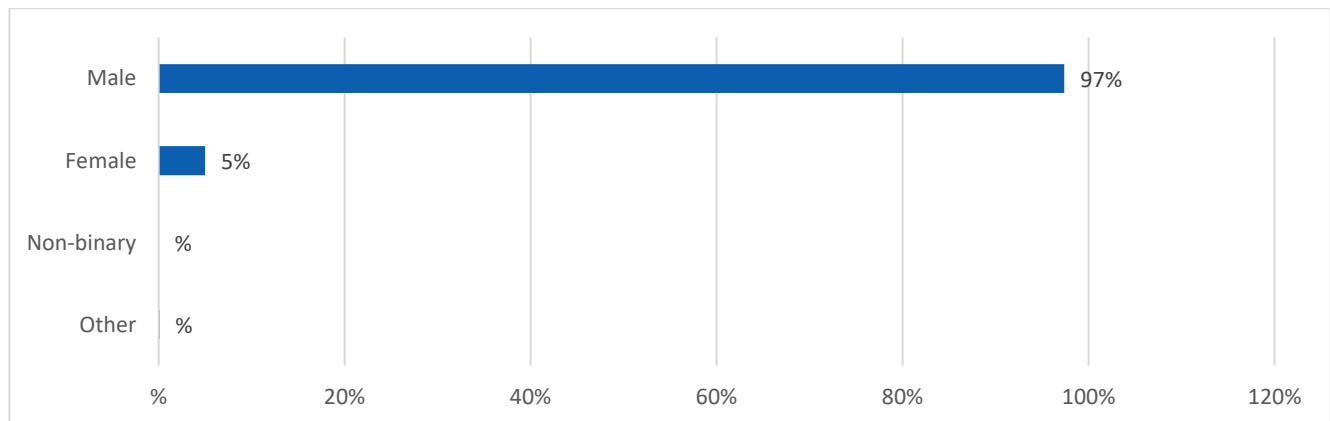


	n	Percent
Yes, further comments?	16	1.5%
No	1068	98.5%

Perpetrators

What gender were the perpetrator(s)?

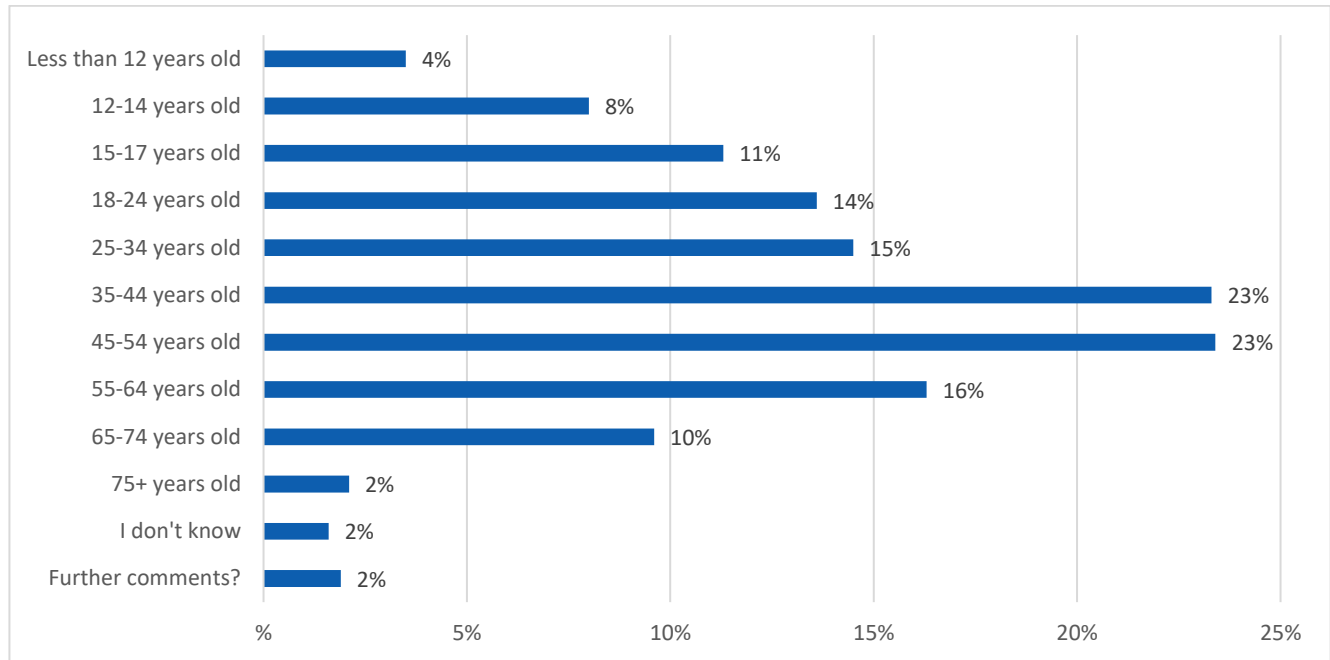
Number of respondents: 1,097, selected answers: 1,125



	n	Percent
Male	1069	97.4%
Female	55	5.0%
Non-binary		.0%
Other	1	.1%

To the best of your knowledge, how old was/were the perpetrator(s) at the time of the sexual violence?

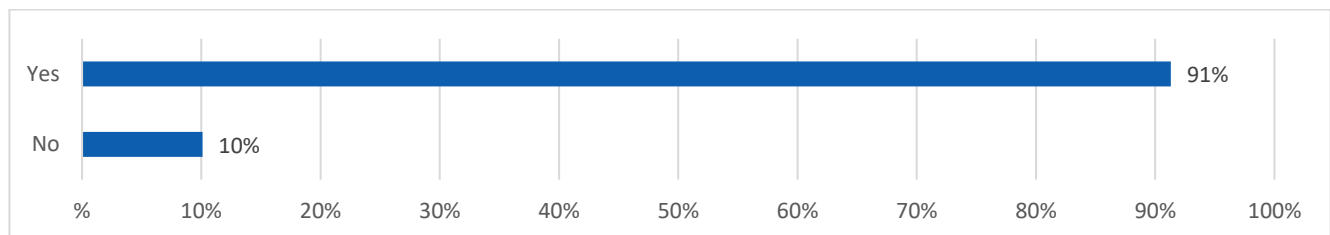
Number of respondents: 1,096, selected answers: 1,415



	n	Percent
Less than 12 years old	38	3.5%
12-14 years old	88	8.0%
15-17 years old	124	11.3%
18-24 years old	149	13.6%
25-34 years old	159	14.5%
35-44 years old	255	23.3%
45-54 years old	257	23.4%
55-64 years old	179	16.3%
65-74 years old	105	9.6%
75+ years old	23	2.1%
I don't know	17	1.6%
Further comments?	21	1.9%

Was/were the perpetrator(s) someone you knew from before?

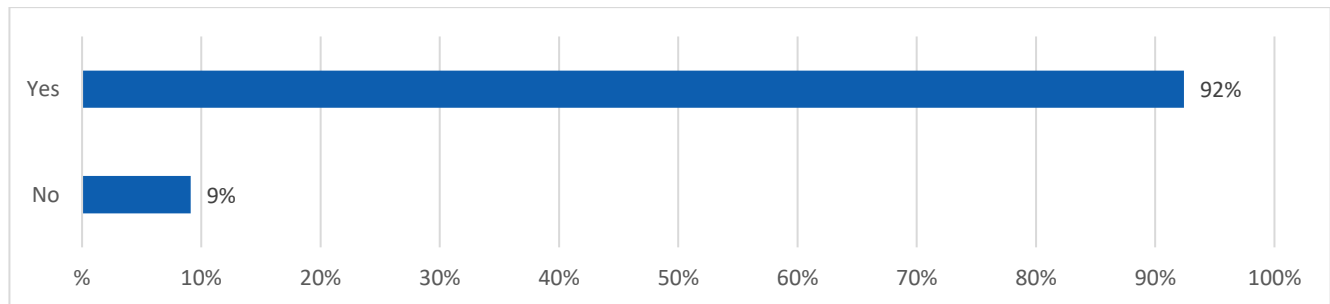
Number of respondents: 1,094, selected answers: 1,110



	n	Percent
Yes	999	91.3%
No	111	10.1%

Was/were the perpetrator(s) someone within your or your family's circle of trust?

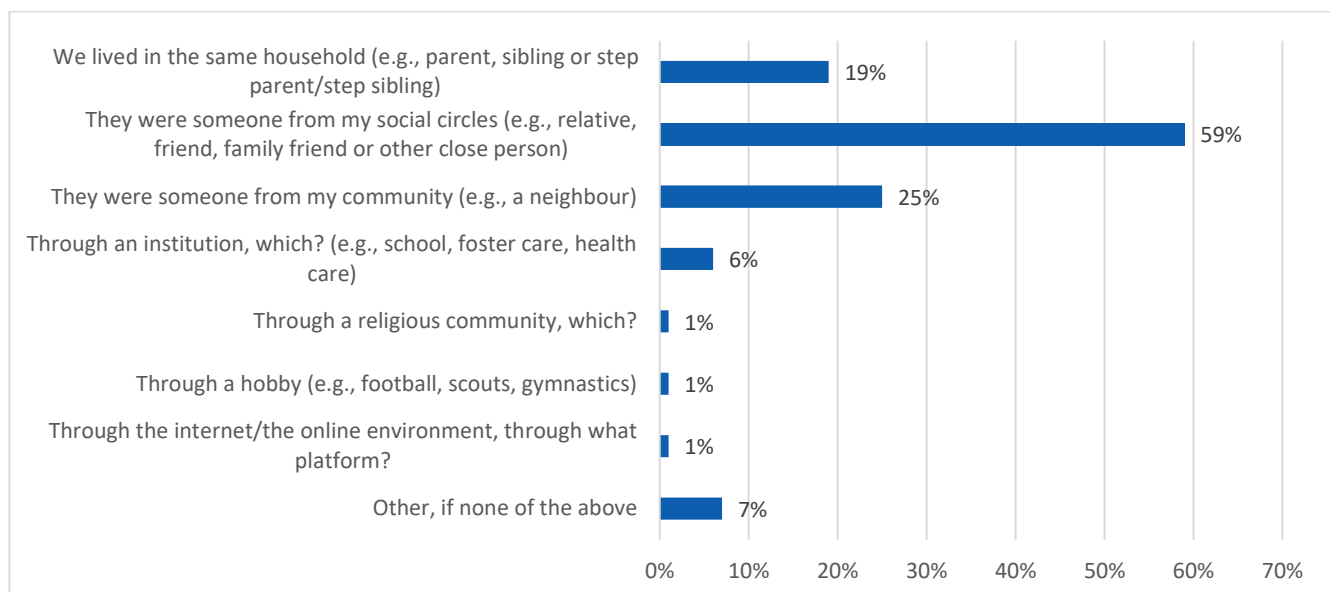
Number of respondents: 988, selected answers: 1,003



	n	Percent
Yes	913	92.4%
No	90	9.1%

How did you know the perpetrator(s)? Or, if you did not know the perpetrator(s) from before, how did you come into contact?

Number of respondents: 1,091, selected answers: 1,311



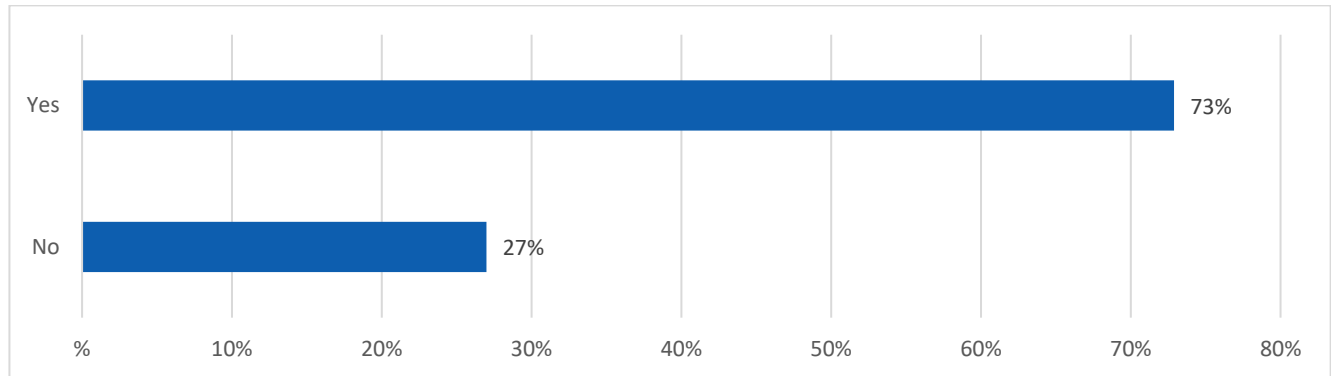
	n	Percent
We lived in the same household (e.g., parent, sibling or step parent/step sibling)	212	19.4%
They were someone from my social circles (e.g., relative, friend, family friend or other close person)	639	58.6%
They were someone from my community (e.g., a neighbour)	268	24.6%
Through an institution, which? (e.g., school, foster care, health care)	69	6.3%
Through a religious community, which?	15	1.4%
Through a hobby (e.g., football, scouts, gymnastics)	16	1.5%
Through the internet/the online environment, through what platform?	12	1.1%
Other, if none of the above	80	7.3%

2. Disclosure

Disclosure Time

Have you disclosed the sexual violence you were subjected to as a child to someone?

Number of respondents: 1,101

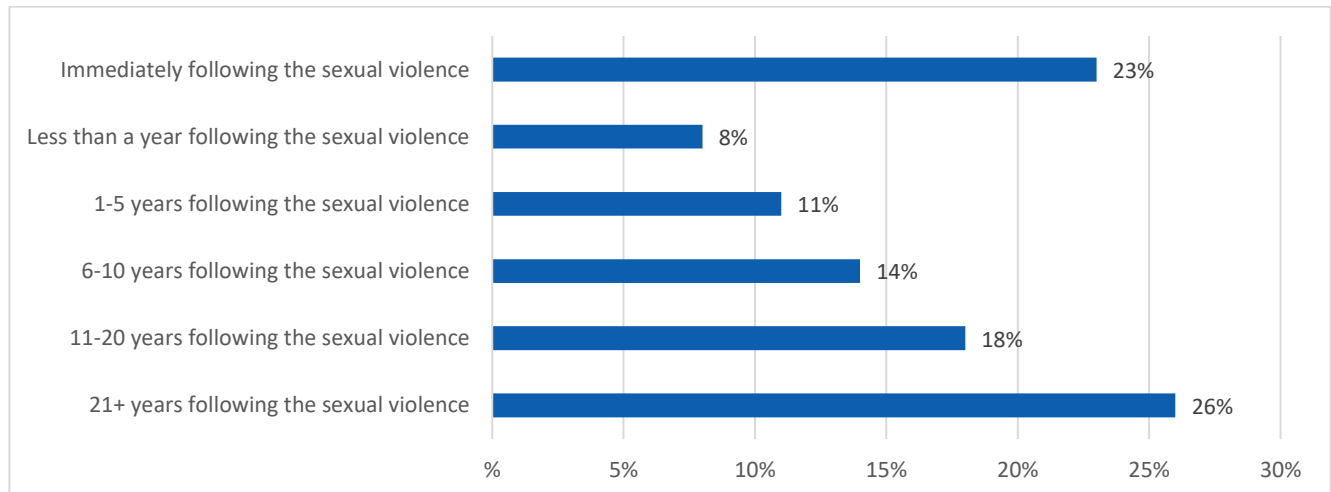


	n	Percent
Yes	803	72.9%
No	298	27.1%

When did you first disclose the sexual violence?

If you have been subjected to sexual violence in your childhood on more than one occasion, please answer the question considering the first instance of sexual violence.

Number of respondents: 797

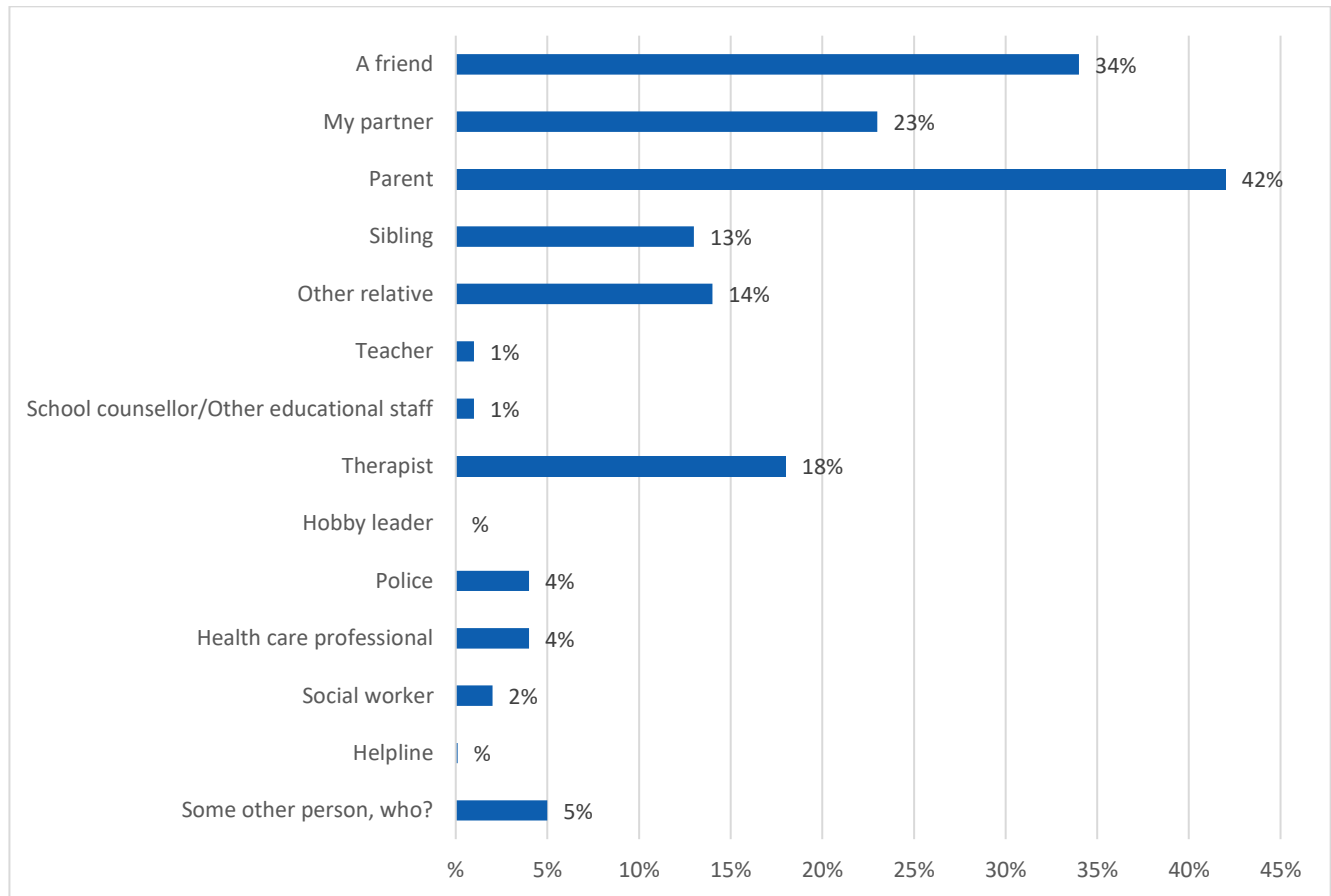


	n	Percent
Immediately following the sexual violence	181	22.7%
Less than a year following the sexual violence	63	7.9%
1-5 years following the sexual violence	88	11.0%
6-10 years following the sexual violence	115	14.4%
11-20 years following the sexual violence	144	18.1%
21+ years following the sexual violence	206	25.9%

Recipients of Disclosure

To whom?

Number of respondents: 737, selected answers: 1,192

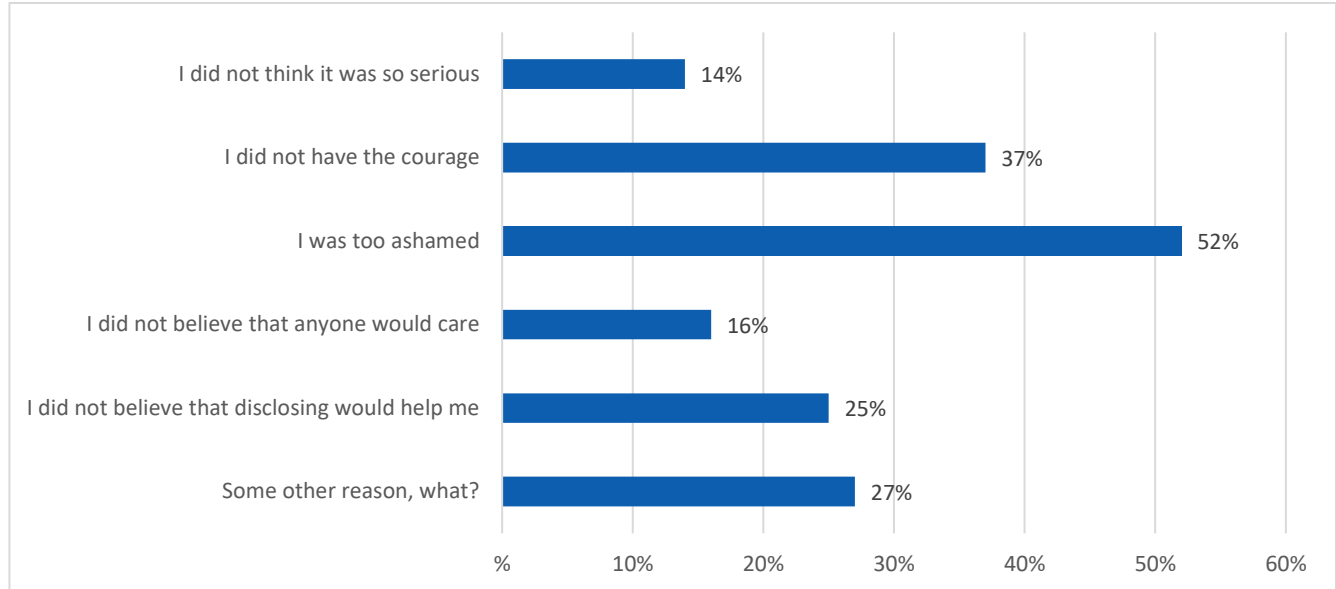


	n	Percent
A friend	254	34.5%
My partner	173	23.5%
Parent	309	41.9%
Sibling	99	13.4%
Other relative	100	13.6%
Teacher	6	.8%
School counsellor/Other educational staff	4	.5%
Therapist	135	18.3%
Hobby leader	0	0.0%
Police	28	3.8%
Health care professional	32	4.3%
Social worker	13	1.8%
Helpline	1	.1%
Some other person, who?	38	5.2%

Barriers to Disclosure

Which of the following options best describes the barriers for your disclosure immediately following the sexual violence?

Number of respondents: 611, selected answers: 1,050

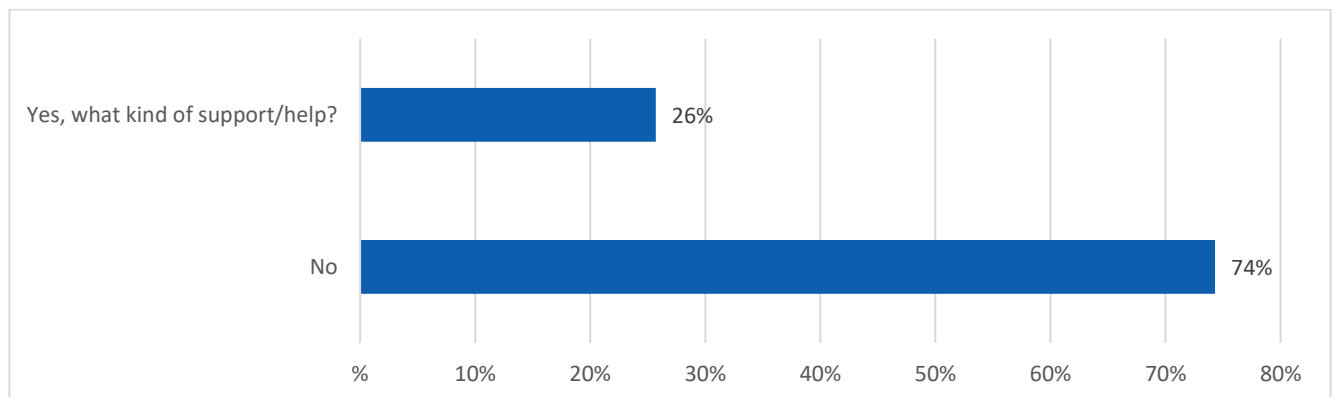


	n	Percent
I did not think it was so serious	88	14.4%
I did not have the courage	226	37.0%
I was too ashamed	319	52.2%
I did not believe that anyone would care	100	16.4%
I did not believe that disclosing would help me	152	24.9%
Some other reason, what?	165	27.0%

After Disclosure

Did your disclosure lead to you receiving support/help?

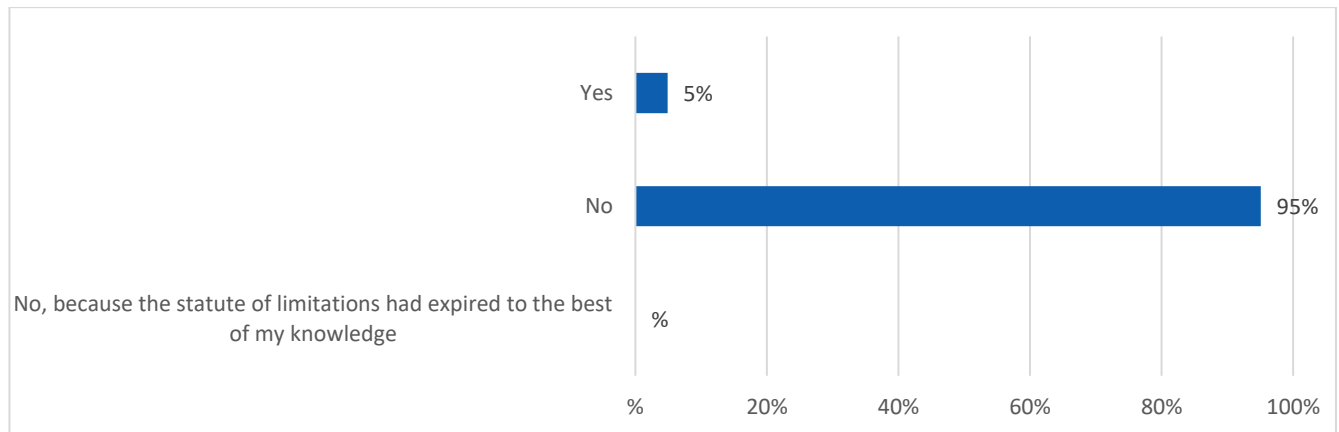
Number of respondents: 783



	n	Percent
Yes, what kind of support/help?	201	25.7%
No	582	74.3%

Did your disclosure lead to a police investigation?

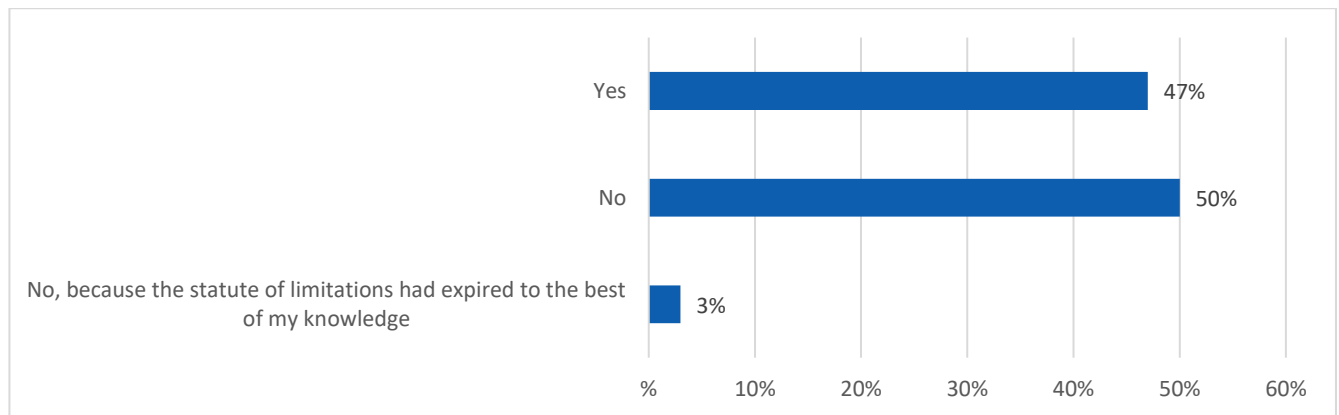
Number of respondents: 701



	n	Percent
Yes	34	4.9%
No	667	95.1%
No, because the statute of limitations had expired to the best of my knowledge	0	.0%

Did your disclosure lead to prosecution/sentence?

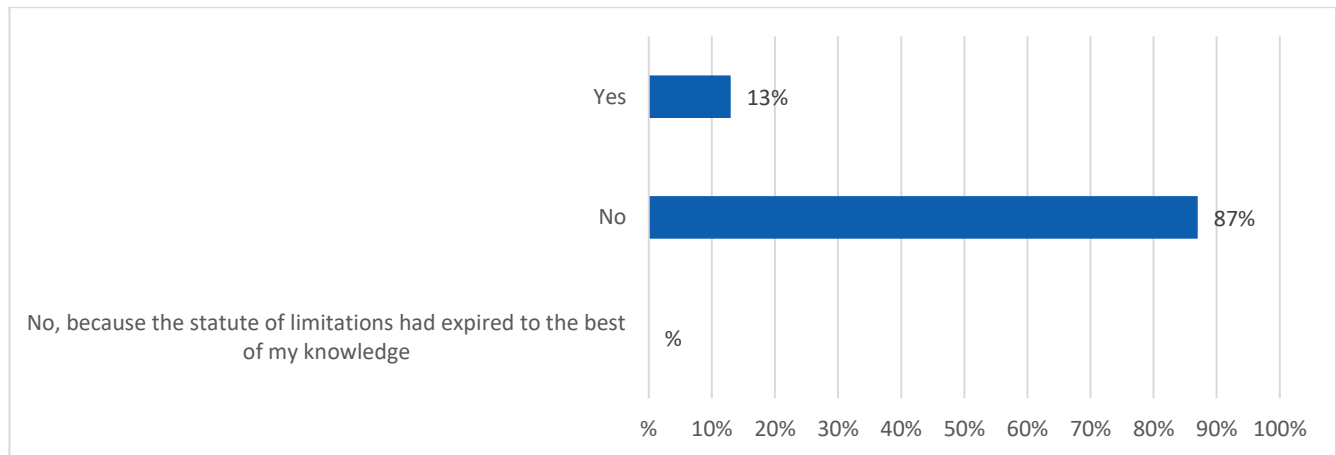
Number of respondents: 34



	n	Percent
Yes	16	47.1%
No	17	50.0%
No, because the statute of limitations had expired to the best of my knowledge	1	2.9%

Did you receive compensation?

Number of respondents: 15



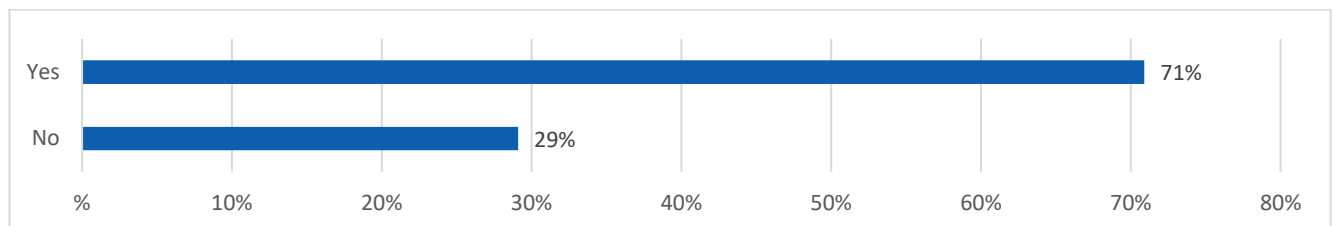
	n	Percent
Yes	2	13.3%
No	13	86.7%
No, because the statute of limitations had expired to the best of my knowledge	0	.0%

3. Long-Term Consequences

Consequences

Has the sexual violence you were subjected to as a child led to long-term consequences?

Number of respondents: 1,088

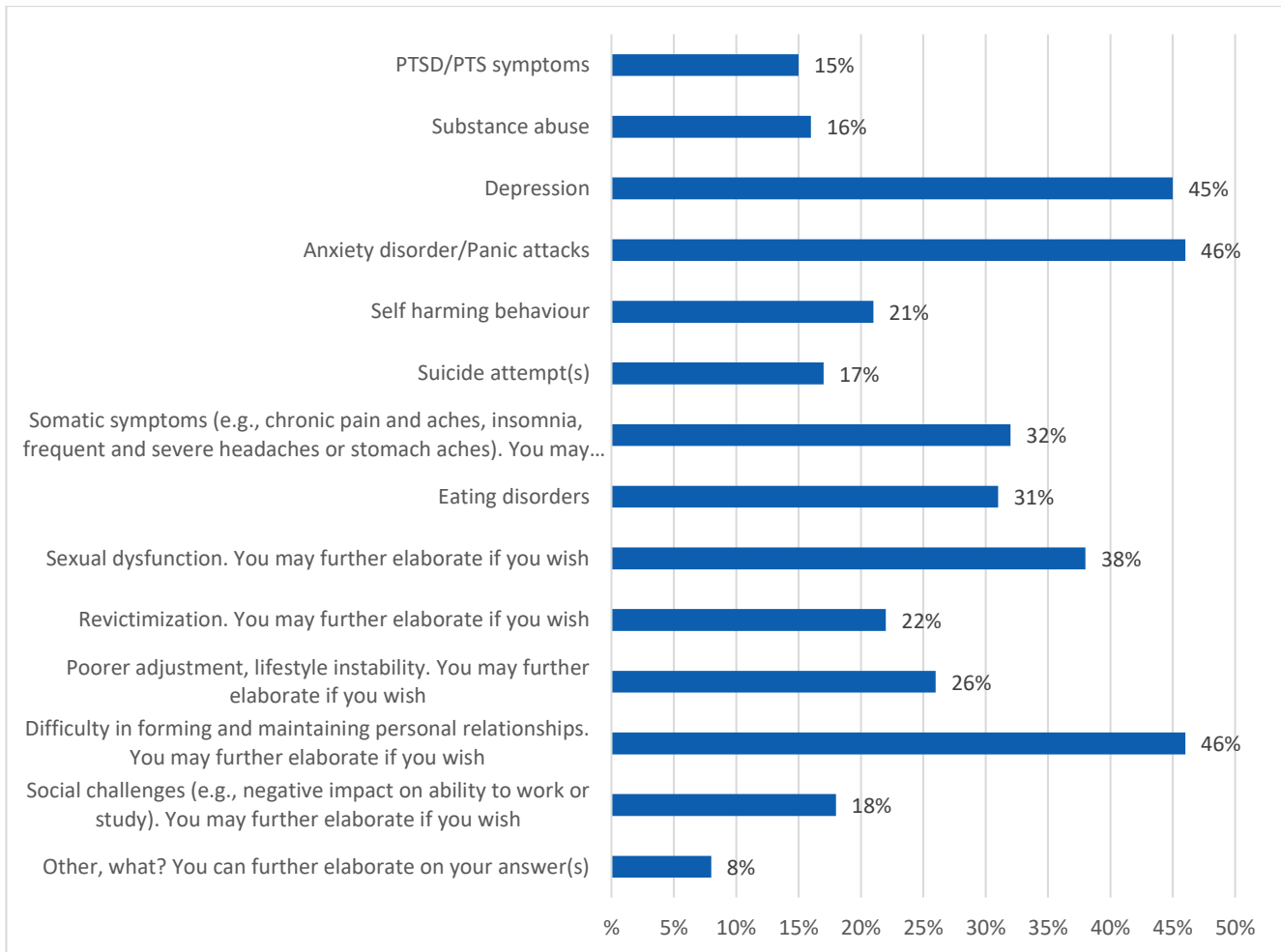


	n	Percent
Yes	771	70.9%
No	317	29.1%

Types of Impact

Which of the following describe them the best?

Number of respondents: 762, selected answers: 2,892



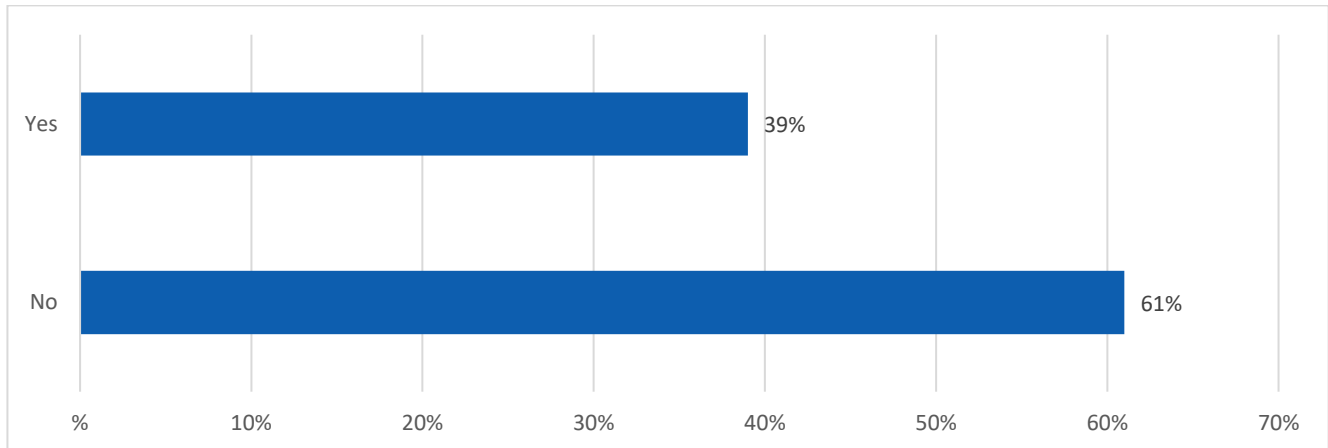
	n	Percent
PTSD/PTS symptoms	111	14.6%
Substance abuse	120	15.7%
Depression	344	45.1%
Anxiety disorder/Panic attacks	347	45.5%
Self harming behaviour	163	21.4%
Suicide attempt(s)	127	16.7%
Somatic symptoms (e.g., chronic pain and aches, insomnia, frequent and severe headaches or stomach aches). You may further elaborate if you wish	243	31.9%
Eating disorders	235	30.8%
Sexual dysfunction. You may further elaborate if you wish	292	38.3%
Revictimization. You may further elaborate if you wish	165	21.7%
Poorer adjustment, lifestyle instability. You may further elaborate if you wish	196	25.7%
Difficulty in forming and maintaining personal relationships. You may further elaborate if you wish	350	45.9%
Social challenges (e.g., negative impact on ability to work or study). You may further elaborate if you wish	136	17.8%
Other, what? You can further elaborate on your answer(s)	63	8.3%

4. Support and Coping

Access to Support

Have you received support for coping with the long-term consequences you described above?

Number of respondents: 759

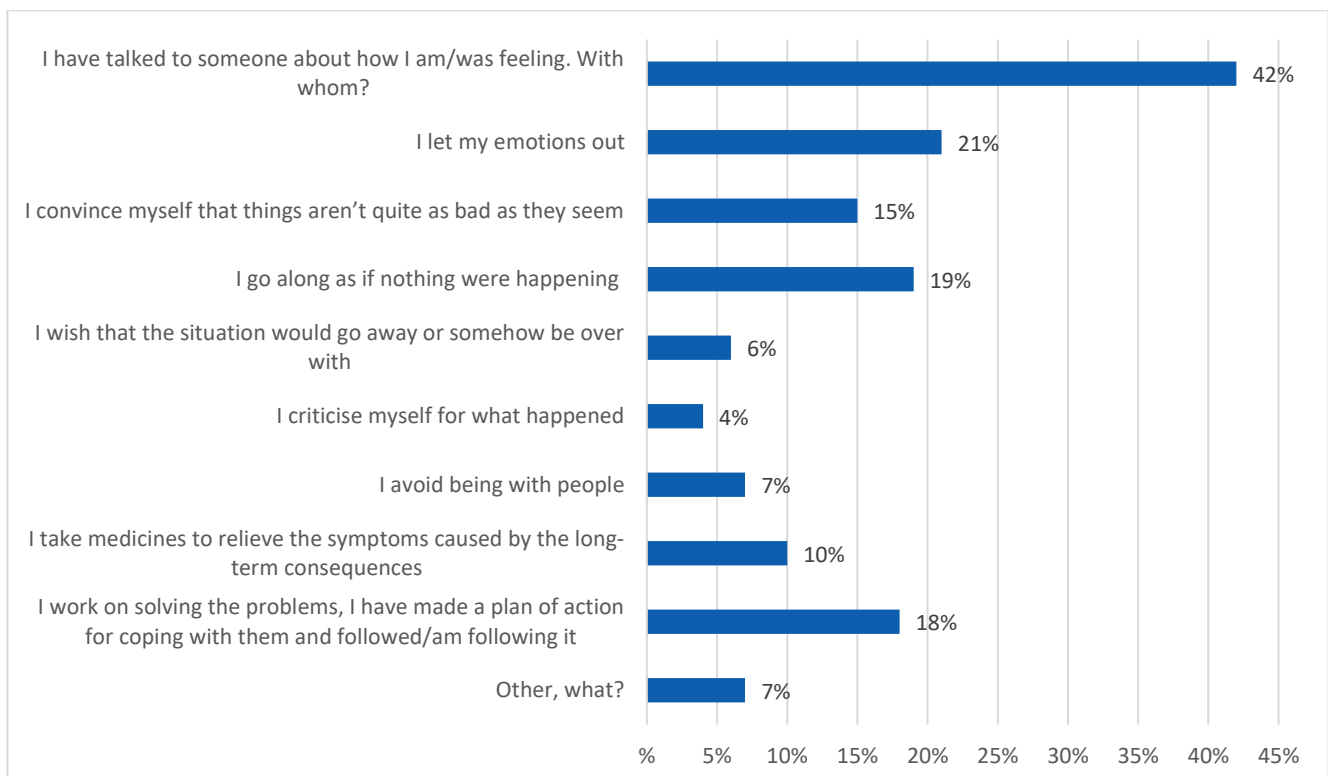


	n	Percent
Yes	294	38.7%
No	465	61.3%

Coping Strategies

Which of the statements, if any, do you find have had the most positive impact on your recovery?

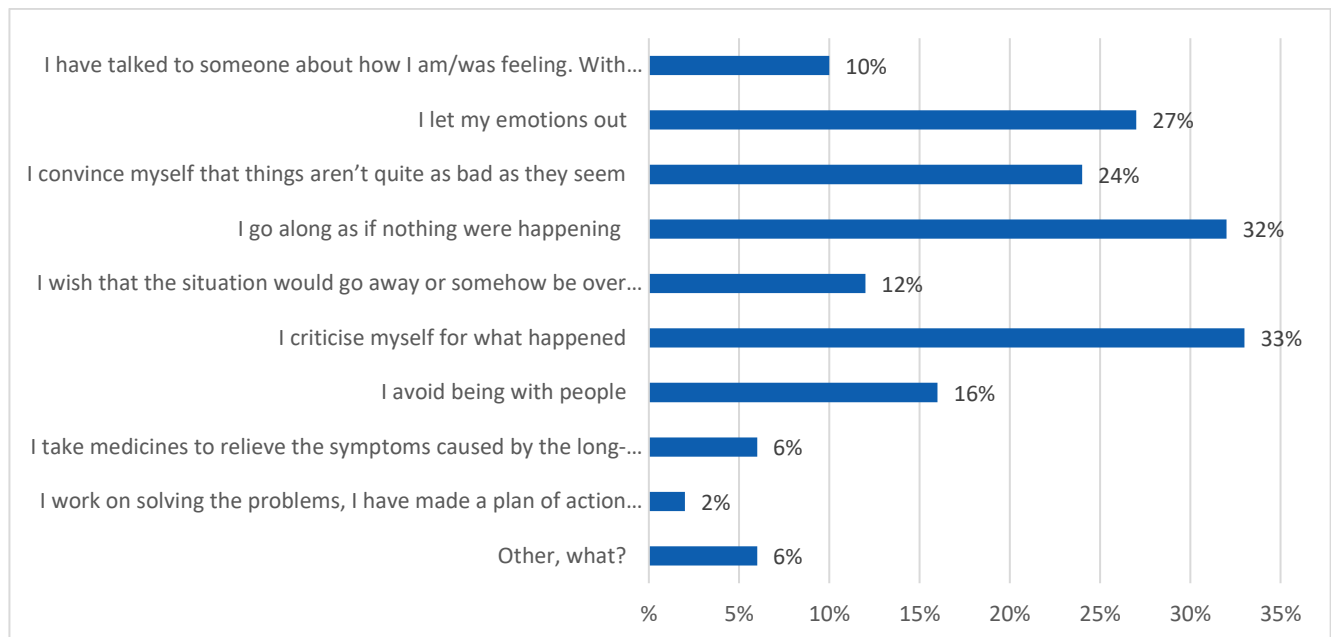
Number of respondents: 696, selected answers: 1,035



	n	Percent
I have talked to someone about how I am/was feeling. With whom?	289	41.5%
I let my emotions out	145	20.8%
I convince myself that things aren't quite as bad as they seem	103	14.8%
I go along as if nothing were happening	132	19.0%
I wish that the situation would go away or somehow be over with	44	6.3%
I criticise myself for what happened	28	4.0%
I avoid being with people	48	6.9%
I take medicines to relieve the symptoms caused by the long-term consequences	69	9.9%
I work on solving the problems, I have made a plan of action for coping with them and followed/am following it	127	18.2%
Other, what?	50	7.2%

Which of the statements, if any, do you find have had the most negative impact on your recovery?

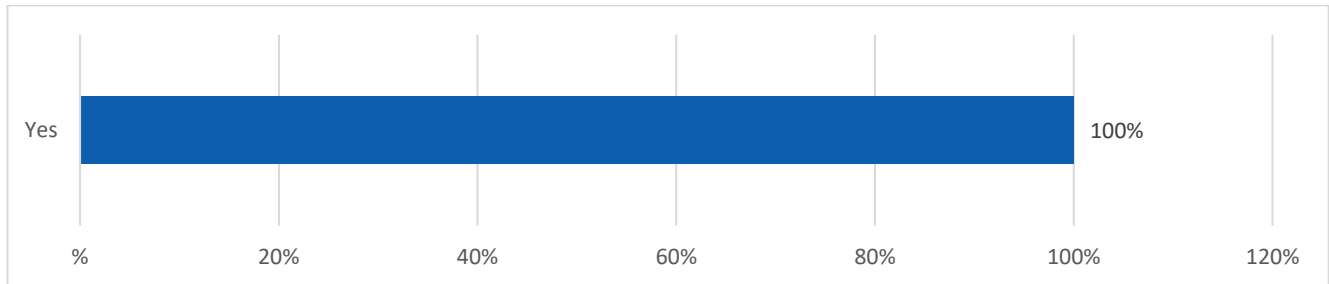
Number of respondents: 614, selected answers: 1,041



	n	Percent
I have talked to someone about how I am/was feeling. With whom?	64	10.4%
I let my emotions out	167	27.2%
I convince myself that things aren't quite as bad as they seem	148	24.1%
I go along as if nothing were happening	198	32.2%
I wish that the situation would go away or somehow be over with	76	12.4%
I criticise myself for what happened	205	33.4%
I avoid being with people	98	16.0%
I take medicines to relieve the symptoms caused by the long-term consequences	34	5.5%
I work on solving the problems, I have made a plan of action for coping with them and followed/am following it	15	2.4%
Other, what?	36	5.9%

I have read and understood the disclaimer to the study and consent to my answers being processed and used accordingly. (For any further information about how Protect Children processes and stores data, please refer to our privacy policy).

Number of respondents: 1,103



	n	Percent
Yes	1103	100%